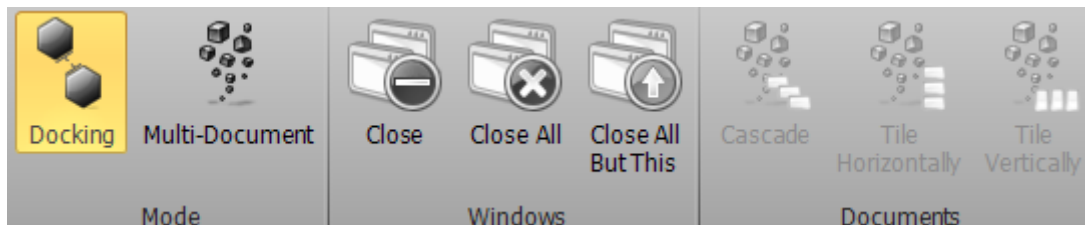




# Window

The section window in Iceberg menù contains commands to manage the layout of the window. Iceberg, like beeTrader® e OverSpread® allows the user to use the docking function, for the automatic arrangement of available space, or the Multi-Document function which permit the user to manage the available space . List of available functions that will be explored on the appropriate sections of the manual.






## Mode

The section mode allows to choose Docking or Multi-Document.

 Docking	Enable Docking mode
 Multi-Document	Enable Multi-Document mode

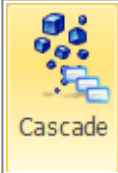


## Windows

The “Mode” section of the Window menu allow to choose between Docking or Multi-Document mode.

 Close	It allows to close the selected window
 Close All	It allows to close all windows
 Close All But This	it allows to close all windows except the selected

## Documents

The Documents section is enabled only in Multi-Document mode and it allows the automatic arrangement of open windows.

 Cascade	It order all windows like cascade
 Tile Horizontally	It order all windows side by side horizontally
 Tile Vertically	It order all windows side by side vertically

From:

[http://manuals.playoptions.it/Iceberg\\_old/](http://manuals.playoptions.it/Iceberg_old/) - **Iceberg Options Solutions**

Permanent link:

[http://manuals.playoptions.it/Iceberg\\_old/en/window?rev=1471115329](http://manuals.playoptions.it/Iceberg_old/en/window?rev=1471115329)



Last update: **2016/08/25 15:27**