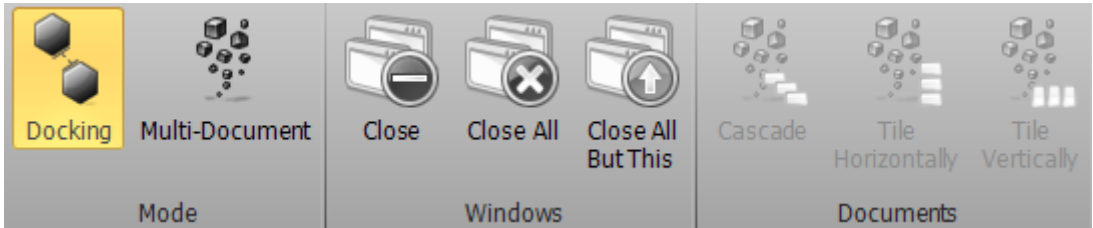



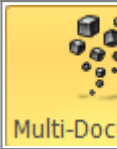
# Window

The section window in Iceberg menù contains commands to manage the layout of the window. Iceberg, like beeTrader® e OverSpread® allows the user to use the docking function, for the automatic arrangement of available space, or the Multi-Document function which permit the user to manage the available space . List of available functions that will be explored on the appropriate sections of the manual.



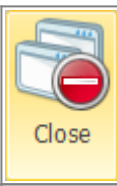
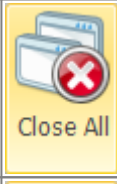
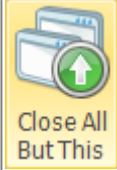
## Mode

The section mode allows to choose Docking or Multi-Document.

|   |                            |
|---|----------------------------|
| <br>Docking         | enable Docking mode        |
| <br>Multi-Document | enable Multi-Document mode |

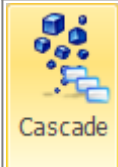
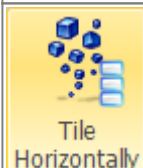

## Windows

The “Mode” section of the Window menu allow to choose between Docking or Multi-Document mode.

|   |  |
|---|--|
| <br>Close              | it allows to close the selected window             |
| <br>Close All          | it allows to close all windows                     |
| <br>Close All But This | it allows to close all windows except the selected |

## Documents

The Documents section is enabled only in Multi-Document mode and it allows the automatic arrangement of open windows.

|  |  |
|--|--|
| <br>Cascade           | It order all windows like cascade              |
| <br>Tile Horizontally | It order all windows side by side horizontally |
| <br>Tile Vertically   | It order all windows side by side vertically   |

From:

[http://manuals.playoptions.it/Iceberg\\_old/](http://manuals.playoptions.it/Iceberg_old/) - **Iceberg Options Solutions**

Permanent link:

[http://manuals.playoptions.it/Iceberg\\_old/en/window](http://manuals.playoptions.it/Iceberg_old/en/window)



Last update: **2016/08/25 15:27**