


Strategy - Trades

In this section are listed all executed orders in chronological order with their data. Each cell can be edited by a double click of the mouse. Particular attention should be paid to “Filled Type” e “Filled Quantity”. In Filled Type is indicated the type of order: Real market or paper trading. The cell “Filled Quantity” remains highlighted in blue until the order is not executed in paper trading or real market.

	Filled Date/Time	Name	Security Type	Completion Reason	Filled Quantity	Filled Price	Broker Costs	Amount	Realized	Underlying Price	Volatility	Delta	Gamma	Theta	Vega	Rho	Notes
1	2015-09-01 14:34:11	Call @ 86 2015-12-18	Call	Paper Trading	-1	4.472	\$0.00	(\$447.20)	\$0.00	80.55	37.44	0.419	0.024	-0.031	0.173	0.067	
2	2015-09-01 14:34:11	Put @ 78 2015-12-18	Put	Paper Trading	1	4.666	\$0.00	\$466.60	\$0.00	80.55	34.64	-0.390	0.026	-0.026	0.172	0.107	
3	2015-09-01 14:34:11	Put @ 76 2015-12-18	Put	Paper Trading	-1	3.88	\$0.00	(\$388.00)	\$0.00	80.55	35.18	-0.339	0.025	-0.026	0.168	0.093	
4	2015-09-01 14:34:11	Put @ 82 2015-12-18	Put	Paper Trading	-1	6.089	\$0.00	(\$608.90)	\$0.00	80.55	37.44	-0.495	0.027	-0.026	0.175	0.138	





- Remove Trade
- Trade in Real Market
- Export Trades
- Choose Properties
- Load Properties Layout
- Save Properties Layout

Video Tutorial




	24/03/2016	Trades - L'area di lavoro	2:02
---	------------	---	------



Click [qui](#) to watch other videos [Video di Iceberg](#)

The menù



			
Strategy	Settings	Remove Selected	Remove All
Strategy		Actions	

Strategy

 Strategy	open the submenu strategy
 New Strategy	it allows you to create a new strategy
 Open Strategy	it allows you to open a strategy previously saved

 <p>Save Strategy</p>	it allows you to save the strategy currently in use
 <p>Settings</p>	open the window Strategy Settings for the strategy settings

Actions

 <p>Remove Selected</p>	it allows you to remove the selected trade from the strategy
 <p>Remove All</p>	it allows you to remove every trades from the strategy

Right mouse button Menu

Remove Trade
Trade in Real Market
Book
Export Trades
Choose Properties
Load Properties Layout
Save Properties Layout

- Remove Trade: It cancel the selected order, if the order deleted is in Real market also the order in the book will be deleted
- Trade in Real Market: It transform the recording of the order by [Paper Trading](#) to [Real Market](#)
- Book: It open the book of the selected instrument
- Export Trades: It export the list of trades in file format *.csv
- Choose Properties: It opens the Choose Properties window to choose which properties to view, in the chapter below the list of available properties
- Load Properties Layout: It load a configuration of previously saved properties
- Save Properties Layout: It saves the property configuration currently in use.

For a list of available properties and their explanation, click [here](#).

Trades -> Order Manager

	Drag a column header here
	Filled Date/Time
1	2016-01-12 10.18.13
2	2016-01-12 10.18.13
3	2016-01-12 10.18.13
4	2016-01-12 10.18.13
5	2016-01-12 10.18.13
6	2016-01-12 10.18.13

From the Trades tab, you can go to the Order Manager tab by using the tab

From:

http://manuals.playoptions.it/Iceberg_old/ - **Iceberg Options Solutions**

Permanent link:

http://manuals.playoptions.it/Iceberg_old/en/trades?rev=1472111607



Last update: **2016/08/25 09:53**