

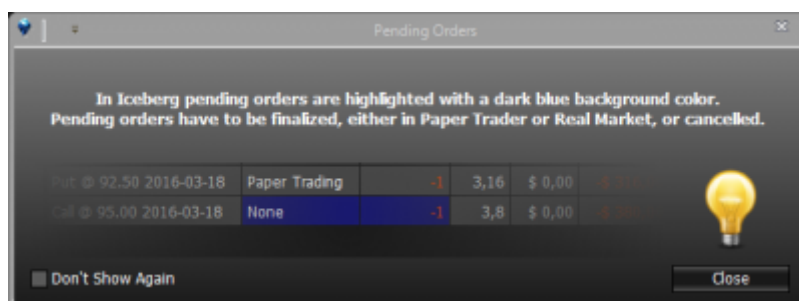
Strategy - Legs

In this section you have every legs executed divided by underlying.

Drag a column header here to group by that column													Drag a column header here to group by that column														
	Name	Symbol Type	Strike	Expiry	Qty	Bid	Ask	Last	Avg. Price	Implied Vol. %	Delta	At Now	Realized		Name	Symbol Type	Strike	Expiry	Qty	Bid	Ask	Last	Avg. Price	Implied Vol. %	Delta	At Now	Realized
<input checked="" type="checkbox"/>	DJ EURO STOXX 50 Index	Index			0			3150,69		1,000	0,00 €	0,0		<input checked="" type="checkbox"/>	DJ EURO STOXX 50 Index	Index			0			3149,73		1,000	0,00 €	0,0	
<input checked="" type="checkbox"/>	Future ESTX50 2016-06-17 (Multiplier 10)	Future		2016-06-17	0	3081	3082	3082		1,000	0,00 €	0,0		<input checked="" type="checkbox"/>	Future ESTX50 2016-06-17 (Multiplier 10)	Future		2016-06-17	0	3081	3082	3082		1,000	0,00 €	0,0	
<input checked="" type="checkbox"/>	Put @ 3125 2016-06-17 (OESK)	PUT	3125	2016-06-17	-1	115,3	115,4	113,8	115,3	24,870	-0,441	-0,50 €	0,0	<input checked="" type="checkbox"/>	Put @ 3125 2016-06-17 (OESK)	PUT	3125	2016-06-17	-1	115,4	116,7	113,8	115,8	24,870	-0,442	-0,50 €	0,0
<input checked="" type="checkbox"/>	Put @ 3075 2016-06-17 (OESK)	PUT	3075	2016-06-17	1	92	93	92,5	93,2	24,820	-0,378	-0,00 €	0,0	<input checked="" type="checkbox"/>	Put @ 3075 2016-06-17 (OESK)	PUT	3075	2016-06-17	1	92,7	93,3	92,5	93,5	24,820	-0,379	-0,50 €	0,0
<input checked="" type="checkbox"/>	Call @ 3175 2016-06-17 (OESK)	CALL	3175	2016-06-17	-1	50,3	50,9	50,8	50,3	12,150	0,459	-0,00 €	0,0	<input checked="" type="checkbox"/>	Call @ 3175 2016-06-17 (OESK)	CALL	3175	2016-06-17	-1	50,4	50,9	50,8	50,1	12,150	0,457	-0,50 €	0,0
<input checked="" type="checkbox"/>	Call @ 3225 2016-06-17 (OESK)	CALL	3225	2016-06-17	1	33,4	33,9	34,3	33,9	14,580	0,365	-0,00 €	0,0	<input checked="" type="checkbox"/>	Call @ 3225 2016-06-17 (OESK)	CALL	3225	2016-06-17	1	33,3	33,9	34,3	33,9	14,580	0,363	-0,00 €	0,0

As you can see from the examples above the field “Quantity” is highlighted in blue. It remains blue until the orders are not finalized, in [Paper Trading](#) or in [Real Market](#).

When a order is not finalized a windows appears with message below

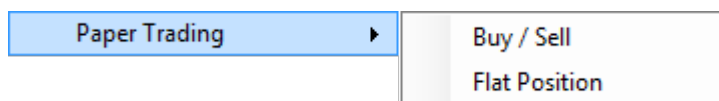


Right click mouse menù for options


Remove	
Edit	
Enable / Disable	
Paper Trading	▶
Real Market	▶
Flag as Assigned	
Options Evaluator	
Choose Properties	

- Remove: it remove the selected symbol from the strategy and from trades with the eventual consolidated;
- Edit: it allows you to remove or modify the selected symbol throught [Edit Option](#);
- Enable/Disable: it enable or disable the selected symbol in the strategy, therefore the property of the strategy and the Payoff will change;
- Paper Trading:
- Real Market:
- Flag as Assigned / Exercise Options: it need for short options. It execute the “execise” in [Paper Trading](#), it close the option at zero and buy/sell the underlying according to option type at strike price;

- Quick Alert:
- Options Evaluator:
- Choose Properties: it open the window "Choose Properties" to choose properties to visualize, in Chapter below the list of properties available;



- Paper Trading → Buy/Sell: it open the order window for the execution in [Paper Trading](#);
- Paper Trading → Flat Position: it close the position [Paper Trading](#) at market price;



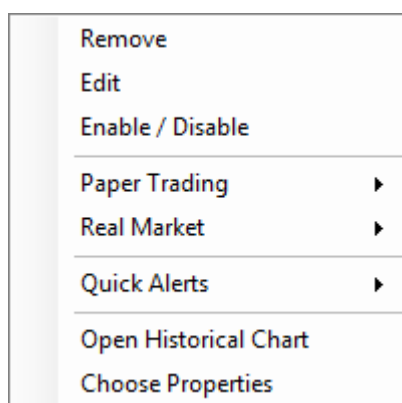
- Real Market → Book: it open the book for the execution in Real Market. For an eventual modification is available the [Order Manager](#)



- Quick Alert → Add Quick Alert: it allows you to insert an Alert to a specific value of any symbol, the Alerts can be applied on Bid, Ask, Last, Profit/Loss, Volatility, Delta, Gamma, Theta, Vega, Rho, Time Value;
- Quick Alert → Show Quick Alert List: it shows the summary screen of active Quick Alert in the strategy;

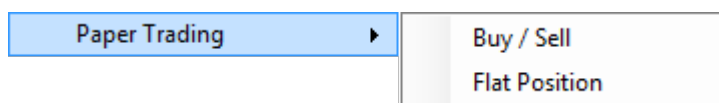
For a list of available Properties and their explanation, click [qui](#).

Right click mouse menù for underlying




- Remove: it remove the selected symbol from the strategy and from trades with the eventual consolidated;
- Edit: it allows you to remove or modify the selected symbol through [Edit Option](#);
- Enable/Disable: it enable or disable the selected symbol in the strategy, therefore the property of the strategy and the Payoff will change;
- Paper Trading:
- Real Market:

- Quick Alert:
- Open Historical Chart: it allows to open the historical chart of the instrument in beeTrader (This function is only available for Index, Future and Stock);
- Choose Properties: it open the window "Choose Properties" to choose properties to visualize, in Chapter below the list of properties available;



- Paper Trading → Buy/Sell: it open the order window for the execution in [Paper Trading](#);
- Paper Trading → Flat Position: it close the position [Paper Trading](#) at market price;



- Real Market → Book: it open the book for the execution in Real Market. For an eventual modification is available the [Order Manager](#)



- Quick Alert → Add Quick Alert: it allows you to insert an Alert to a specific value of any symbol, the Alerts can be applied on Bid, Ask, Last, Profit/Loss, Volatility, Delta, Gamma, Theta, Vega, Rho, Time Value;
- Quick Alert → Show Quick Alert List: it shows the summary screen of active Quick Alert in the strategy;

For a list of available Properties and their explanation, click [qui](#).

From:

http://manuals.playoptions.it/Iceberg_old/ - **Iceberg Options Solutions**

Permanent link:

http://manuals.playoptions.it/Iceberg_old/en/legs?rev=1472459609

Last update: **2016/08/29 10:33**

